



GUESS WHO?



AMANDA




BERNARD



CAREY




CHARLES



DANIELA



EDISON



FIONA



GARRY



HELEN

Cut the cards and then fold them. For protection and durability, you might find it useful to laminate the cards and the board.


JOHN
SS3NG



She is wearing a red dress and red and white trainers.

Who is she?
Amanda


JOHN
SS3NG



He is wearing a black T-shirt, blue jeans and grey shoes.

Who is he? Bernard

JOHN
SS3NG



She is wearing a yellow T-shirt, a blue skirt and blue trainers.

Who is she? Carey

JOHN
SS3NG




He is wearing a red cap, a white and red T-shirt and red socks.

Who is he? Charles

Cut the cards and then fold them. For protection and durability, you might find it useful to laminate the cards and the board.

JOHN
SS3NG

JOHN
SS3NG



She is wearing a
purple dress and
purple shoes

Who is she?

Daniela

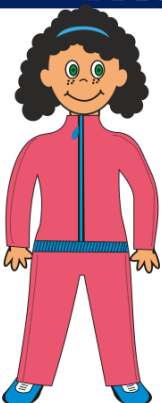


He is wearing a
yellow T-shirt,
green shorts and
green trainers.

Who is he? Edison

JOHN
SS3NG

JOHN
SS3NG



She is wearing a
pink and blue
tracksuit.


Who is she? Fiona



He is wearing a
red T-shirt, blue
jeans and red
trainers.

Who is he? Garry

Cut the cards and then fold them. For protection and durability, you might find it useful to laminate the cards and the board.



She is wearing a
purple dress and
purple shoes

Who is she? Helen

Directions:

To begin, player one (1) lays all cards face down on the table. Player two (2) chooses one card and describes a person.

Player 1 has to guess who that person is. If player 1 finds who the secret person is, students change roles.